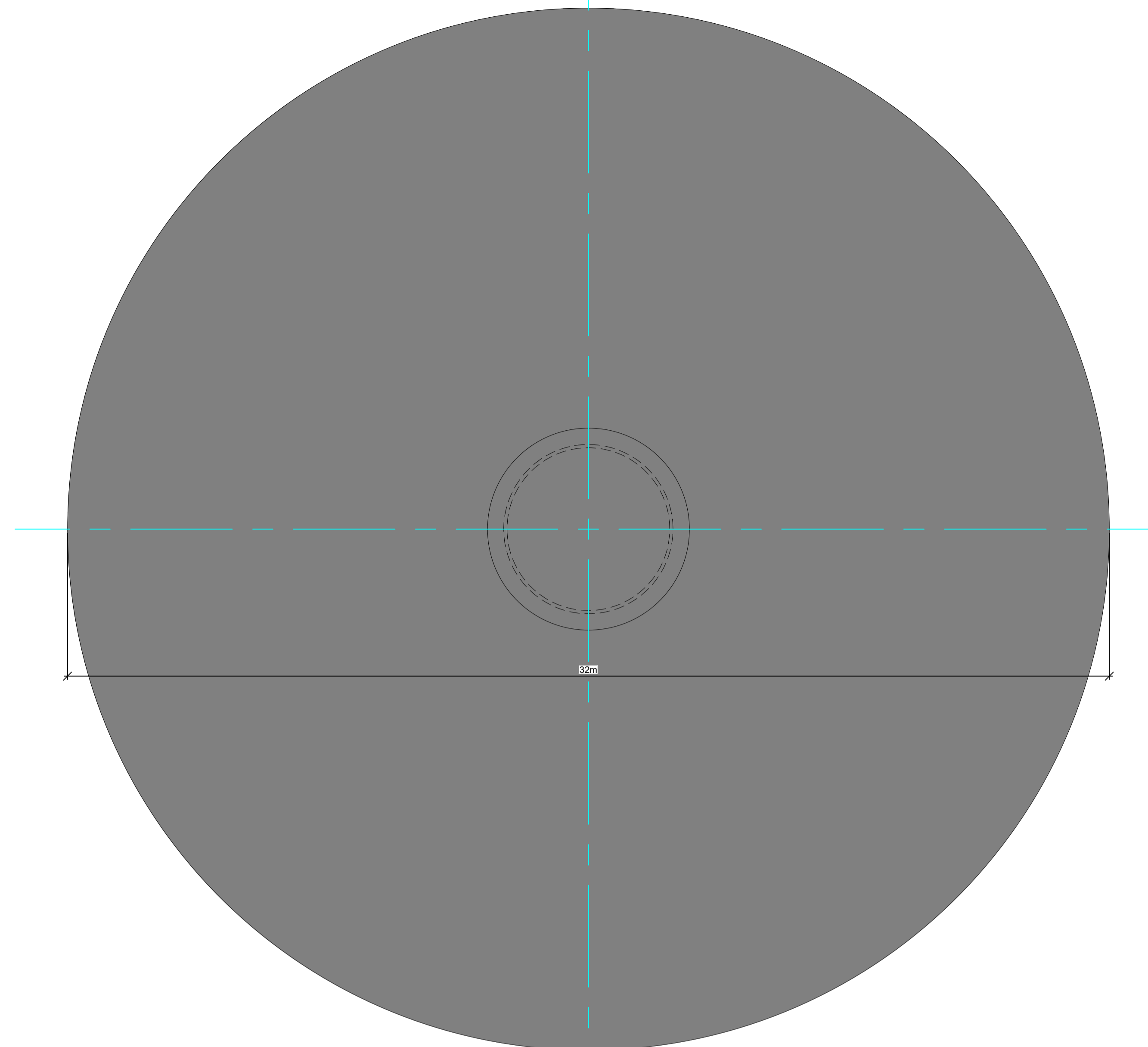


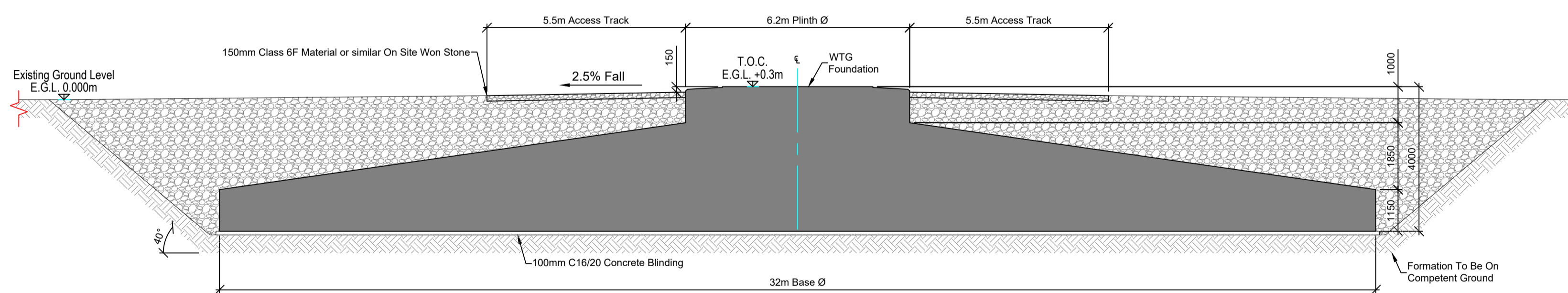
DO NOT SCALE FROM THIS DRAWING. USE FIGURED DIMENSIONS IN ALL CASES. VERIFY DIMENSIONS ON SITE AND REPORT ANY DISCREPANCIES TO THE DESIGNERS IMMEDIATELY. THIS DRAWING IS TO BE READ IN CONJUNCTION WITH THE DESIGNERS SPECIFICATION. © THIS DRAWING IS COPYRIGHT AND MAY ONLY BE REPRODUCED WITH THE DESIGNERS PERMISSION.

NOTES:

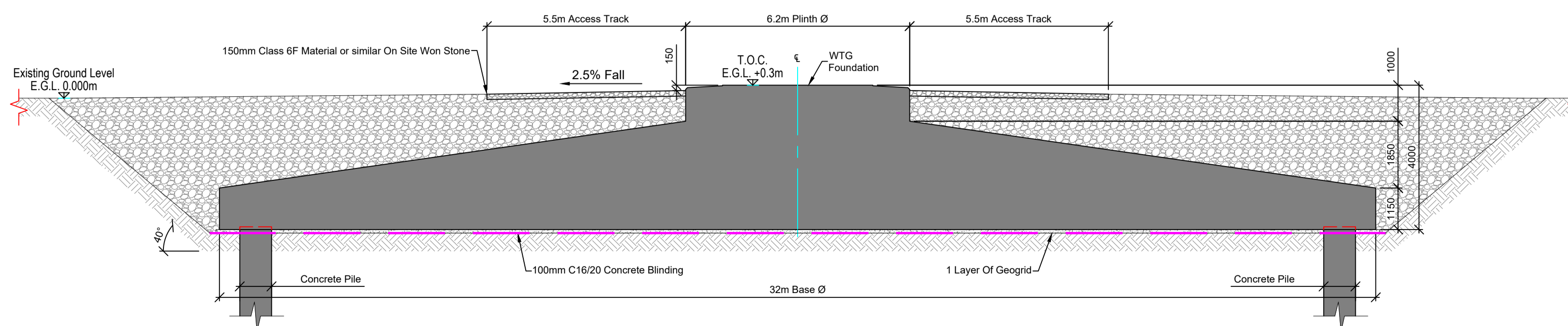
1. ALL DRAWINGS ARE TO BE READ IN CONJUNCTION WITH ALL RELEVANT SPECIFICATIONS, BILLS OF QUANTITIES, ARCHITECTURAL, SERVICES AND ENGINEERING DRAWINGS.
2. ALL LEVELS ARE IN METRES RELATED TO ORDNANCE DATUM MALIN HEAD.
3. ANY DISCREPANCIES BETWEEN THESE DOCUMENTS SHALL BE BROUGHT TO THE ATTENTION OF THE ENGINEER.
4. DRAWINGS ARE NOT TO BE SCALED.
5. ALL DIMENSIONS ARE IN MILLIMETRES, UNLESS NOTED OTHERWISE.



Plan View Of Turbine Foundation Scale 1:100



Turbine Foundation Detail Scale 1:100



Piled Turbine Foundation Detail Scale 1:100

P01	15.11.24	Issued For Planning	JK	PC
REV	DATE	DESCRIPTION	BY	APP

PROJECT:

Brittas Wind Farm

TITLE:

Turbine Foundation Details

CLIENT:

Brittas Wind Farm Ltd.



DRAWN:	CHECKED:	APPROVED:
JK	CMcL	PC

PROJECT NUMBER:	DATE:	SCALE @ A1:
22318	June 2024	1 : 100

STATUS DESCRIPTION:	STATUS:
FOR INFORMATION	S2

DRAWING NUMBER:	REV:
22318 - MWP - 00 - 00 - DR - C - 5403	P01